

SCN215

160 kg Self-contained Ice Cuber



Other models in this range: SCN25 - SCN35 - SCN45 - SCN75 - SCN125

Technical Features

- Stainless steel bodywork - scotch brite
- Air or water cooled
- Vertical pump
- Main switch (ON/OFF)
- Built-in cleaning system
- Easily accessible components
- Low power and water consumption
- Optimum ratio between ice production and bin capacity
- Reduced dimensions
- Double defrosting system
- Refrigerant R404A

24 Hour Ice Production - 10°C/10° C

Air Cooled 160 kg No. of cubes 8000

Bin Capacity

kg 68

Warranty

3 years warranty on components

Voltage

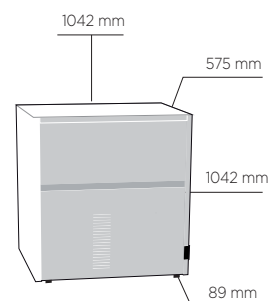
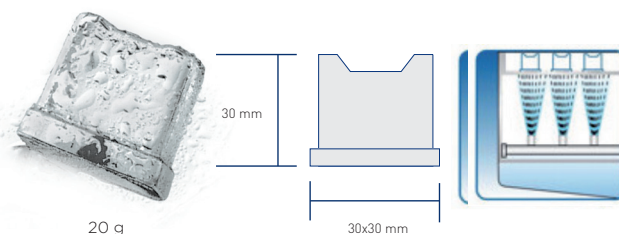
230/50/1 standard version

220-240/60/1 version available on demand

Technology and Certifications



Certified ISO 9001:2008
TOTAL QUALITY



MILANO OFFICE
Sales Dept.
Tel. +39 02 93900215
e-mail: sales@simag.it
Service Dept.
Tel. +39 02 93960357
e-mail: service@simag.it

SIMAG FAR EAST
Singapore Office
Tel. ++65 6738 5393
e-mail: scotsman@scotsman.com.sg

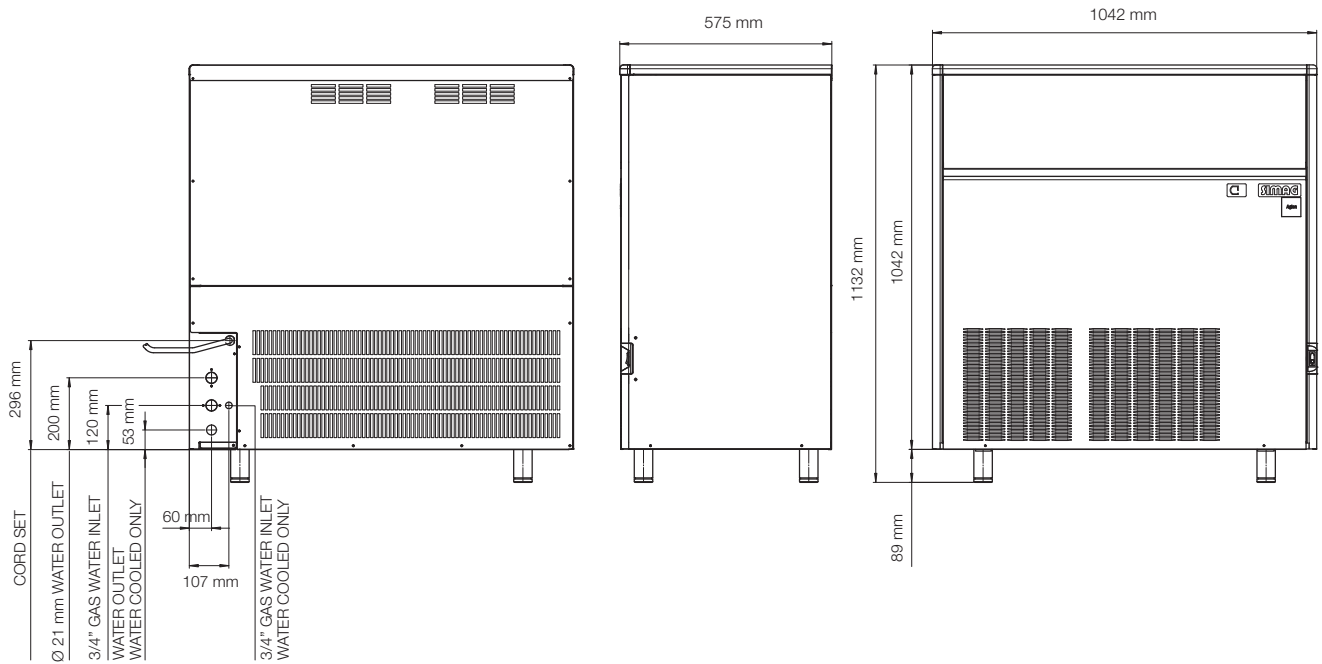
www.simag.it

SCN215

160 kg Self-contained Ice Cuber



Other models in this range: SCN25 - SCN35 - SCN45 - SCN75 - SCN125



* DRAINAGE PER GRAVITY



CONTROL BOARD



CLEANING SYSTEM
Easy cleaning of water pump filter



MAIN SWITCH
New embedded main switch



TOP ANGLE
New top plastic round corners



VENTILATING GRILLE
New ventilating grille in water cooled version



AIR FILTER
New condenser air filter for air cooled version

Operating Limits

| | Minimum | Maximum |
|--------------------|-----------------|-----------------|
| Air Temperatures | 10°C | 43°C |
| Water Temperatures | 5°C | 38°C |
| Electrical Voltage | -10% | +10% |
| Water Pressure | 14 psi 1 bar | 70 psi 5 bar |

Specifications and design are subject to change without notice

| | Voltage | Power Input Watt (*) | Refrigerant | Refrigerant charge kg | Fuse Amp | Water Consumption l/h (**) | Net Weight kg | Shipping Weight kg |
|------------|--------------|----------------------|-------------|-----------------------|----------|----------------------------|---------------|--------------------|
| SCN 215 AS | 230/50/1 | 1750 | R404A | 0,66 | 20 | 21 | 131 | n.a. |
| SCN 215 AS | 220-240/60/1 | n.a. | R404A | n.a. | 20 | n.a. | 131 | ? |

(*) Power Input: at 43°C Ambient Temperature

(**) Water Consumption: at 32°C Air and 21°C Water